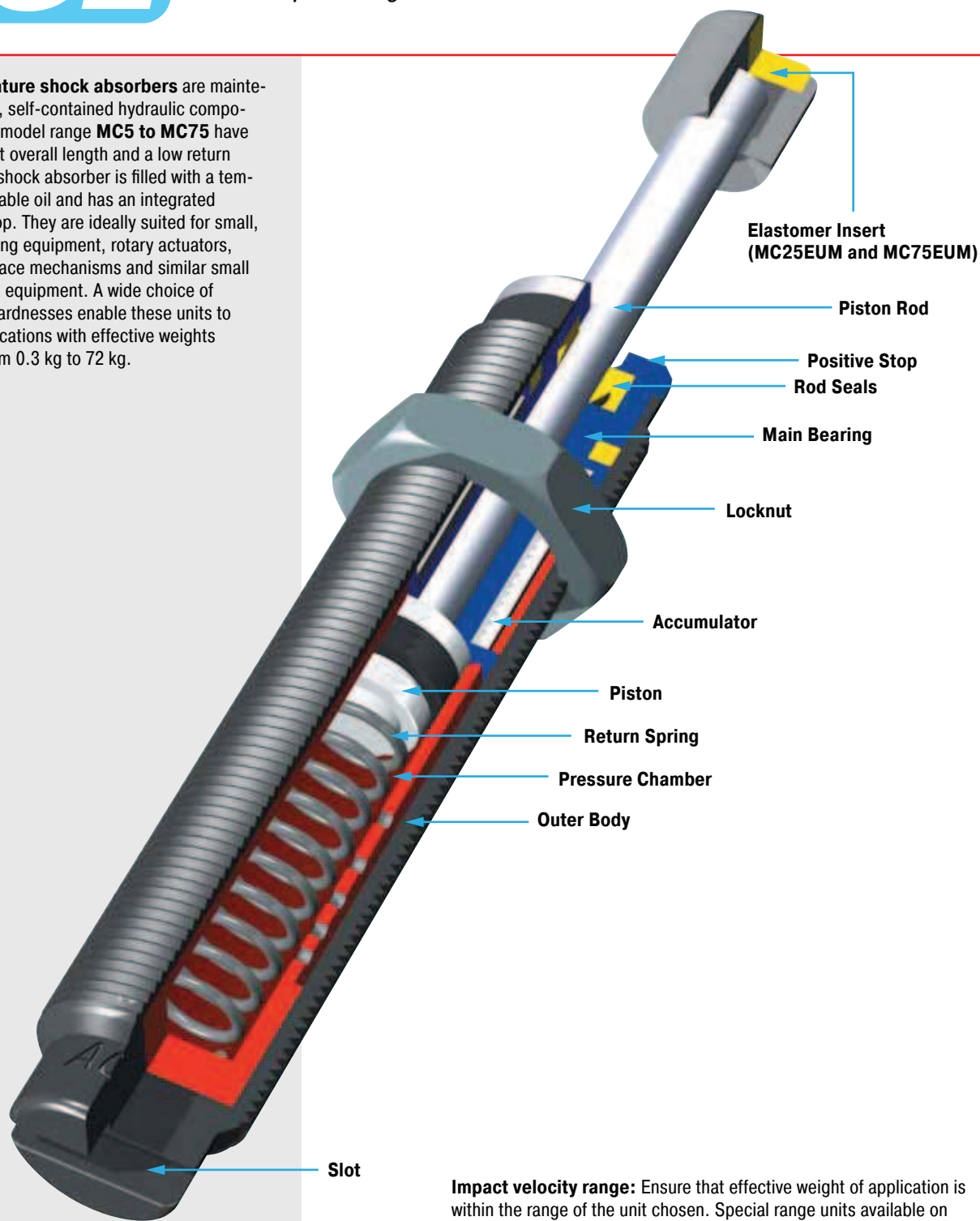


ACE miniature shock absorbers are maintenance-free, self-contained hydraulic components. The model range **MC5 to MC75** have a very short overall length and a low return force. The shock absorber is filled with a temperature stable oil and has an integrated positive stop. They are ideally suited for small, fast, handling equipment, rotary actuators, pick and place mechanisms and similar small automation equipment. A wide choice of metering hardnesses enable these units to cover applications with effective weights ranging from 0.3 kg to 72 kg.



Impact velocity range: Ensure that effective weight of application is within the range of the unit chosen. Special range units available on request.

Material: Shock absorber body: Steel with black oxide finish or nitride hardened. Accessories: Steel with black oxide finish or nitride hardened. Piston rod: Hardened stainless steel. Locknut MC5 and MC9: Aluminium.

W₄ capacity rating: (max. energy per hour Nm/hr) If your application exceeds the tabulated W₄ figures consider additional cooling i.e. cylinder exhaust air etc. Ask ACE for further details.

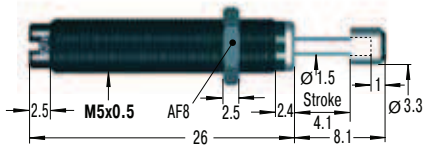
Mounting: In any position. If precise end position datum is required consider use of the optional stop collar type AH.

Operating temperature range: 0 °C to 66 °C

On request: Weartec finish (seawater resistant). Other finishes available to special order.




MC5EUM



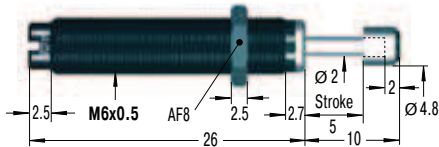
Accessories, mounting, installation ... see pages 34 to 39.

MB5SC2



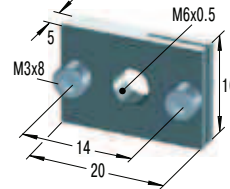
Mounting Block

MC9EUM




Accessories, mounting, installation ... see pages 34 to 39.

RF6



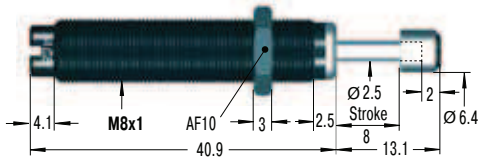
Rectangular Flange

MB6SC2



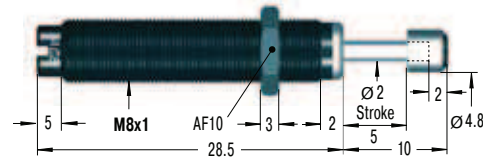
Mounting Block

MC30EUM for use on new installations



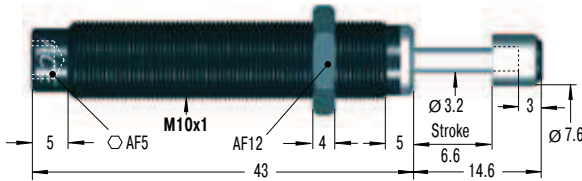
Accessories, mounting, installation ... see pages 34 to 39.

MC10EUM still available in future



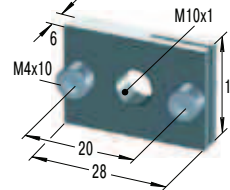
M8x0.75 also available to order

MC25EUM




Accessories, mounting, installation ... see pages 34 to 39.

RF10



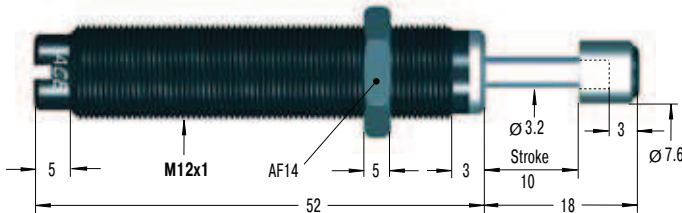
Rectangular Flange

MB10SC2




Mounting Block

MC75EUM




Accessories, mounting, installation ... see pages 35 to 39.

RF12



Rectangular Flange

MB12



Clamp Mount

Available without rod end button on request.

Capacity Chart

Type Part Number	Max. Energy Capacity		Effective Weight me Self-Compensating		Min. Return Force N	Max. Return Force N	Rod Reset Time s	1 Max. Side Load Angle °	Weight kg
	W ₃ Nm/Cycle	W ₄ Nm/h	me min. kg	me max. kg					
MC5EUM-1-B	0.68	2 040	0.5	4.4	1	5	0.2	2	0.003
MC5EUM-2-B	0.68	2 040	3.8	10.8	1	5	0.2	2	0.003
MC5EUM-3-B	0.68	2 040	9.7	18.7	1	5	0.2	2	0.003
MC9EUM-1-B	1	2 000	0.6	3.2	2	4	0.3	2	0.005
MC9EUM-2-B	1	2 000	0.8	4.1	2	4	0.3	2	0.005
MC10EUM-L-B	1.25	4 000	0.3	2.7	2	4	0.2	3	0.010
MC10EUM-H-B	1.25	4 000	0.7	5	2	4	0.3	3	0.010
MC30EUM-1	3.5	5 600	0.4	1.9	2	6	0.3	2	0.010
MC30EUM-2	3.5	5 600	1.8	5.4	2	6	0.3	2	0.010
MC30EUM-3	3.5	5 600	5	15	2	6	0.3	2	0.010
MC25EUM-L	2.8	22 600	0.7	2.2	3	6	0.3	2	0.020
MC25EUM	2.8	22 600	1.8	5.4	3	6	0.3	2	0.020
MC25EUM-H	2.8	22 600	4.6	13.6	3	6	0.3	2	0.020
MC75EUM-1	9	28 200	0.3	1.1	4	9	0.3	2	0.030
MC75EUM-2	9	28 200	0.9	4.8	4	9	0.3	2	0.030
MC75EUM-3	9	28 200	2.7	36.2	4	9	0.3	2	0.030
MC75EUM-4	9	28 200	25	72	4	9	0.3	2	0.030

¹ For applications with higher side load angles consider using the side load adaptor (BV) pages 34 to 38.

Issue 1.2013 Specifications subject to change